

Instructions for Joining group video visits by computer: For non-gmail accounts (AOL, Yahoo, Hotmail, etc.)

Before your group visit:

- 1. Log into your email account**
(from Yahoo, AOL, Hotmail, etc.)

yahoo!

Sign in to Yahoo Mail
using your Yahoo account

Username, email, or mobile

Next

Stay signed in

[Forgot username?](#)


At the time of your group visit:

At the time of your group visit, you will receive an email from the group leader

2. Click “join meeting”

Happening now: **Pat Mango** is inviting you to a video meeting

Pat Mango (via Google Meet) <meetings-noreply@google.com>
to me ▾

 Meet

Pat Mango is inviting you to join a video meeting happening now

JOIN MEETING

meet.google.com/bsi-uafa-jkd

Dial-in: (US) +1 615-787-8395 PIN: 459 260 003# [More numbers](#)

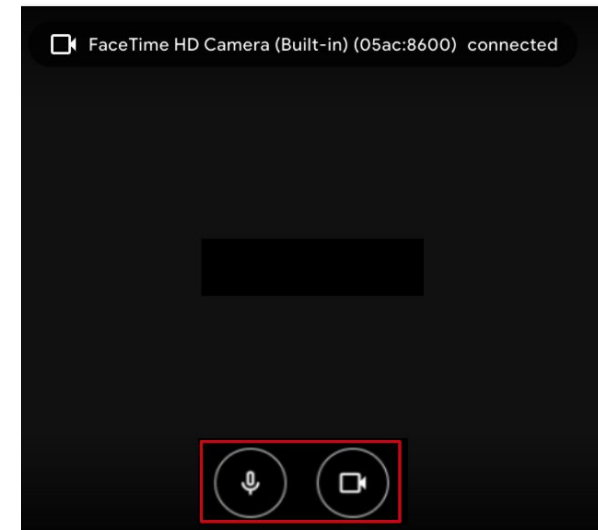
Next you will be asked to enter your name

3. Enter your first name and last initial only

(ex: Change John Smith to John S.). This is important for your privacy

4. Make sure your microphone and camera are on so others can hear and see you
5. Click “join meeting”

What's your name?

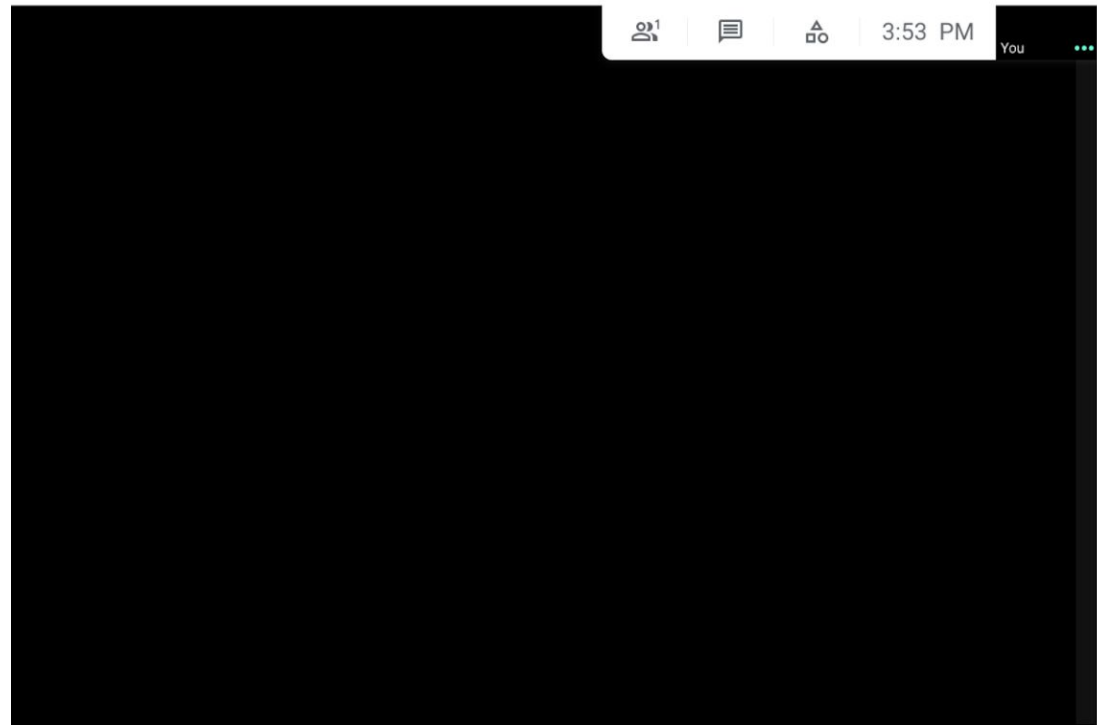
 


Enter the group visit

6. Click the icons along the bottom to mute yourself, leave meeting, or stop video if needed

Tips:

- If you cannot hear others, check your volume
- If others cannot hear you, check that your microphone is not on mute
- Do not join the meeting twice (there will be an echo)



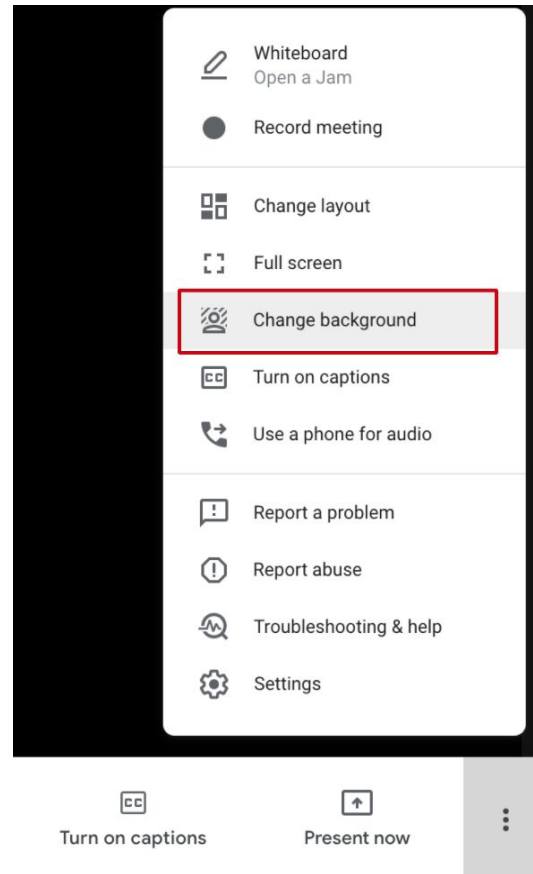
  
To mute yourself To leave meeting To stop video

 Raise hand  Present now 

To Change your Background (Optional)

7. Click the 3 dots in bottom right corner to open your settings
8. Click “change background”
9. Select your background

Note: Background effects may slow your computer down



Backgrounds

