

Instructions for joining group video visits by smartphone/tablet:

Before your group visit:

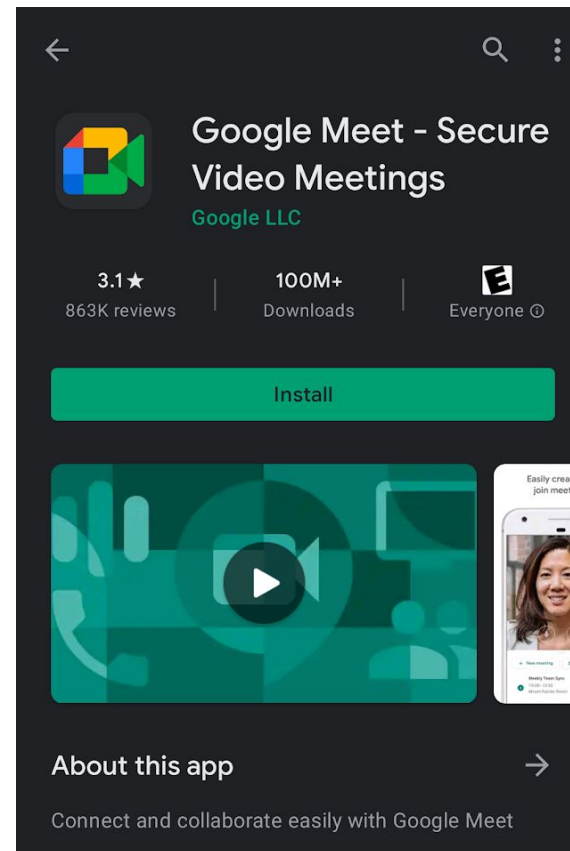
Note: You must have a Google account to use the Google Meet App. You can use an existing Google/Gmail account or create one.

Before joining the group visit, you will need to **REMOVE** your last name in your Google account settings. See steps 1-8 in *Instructions for joining group video visits by computer: for GMAIL accounts*

Once you have removed your last name in settings:

Download Google Meet app

1. Search “google meet” in the app store (*Apple store or Google play store*)
2. Click “download” or “install”
3. Log into app with your Google email




At the time of your group visit:

You will receive an email from the group leader


4. Open the email on your smartphone/tablet
5. Click “join meeting”

Happening now: **Pat Mango** is inviting you to a video meeting

Pat Mango (via Google Meet) <meetings-noreply@google.com>
to me ▾

 Meet

Pat Mango is inviting you to join a video meeting happening now

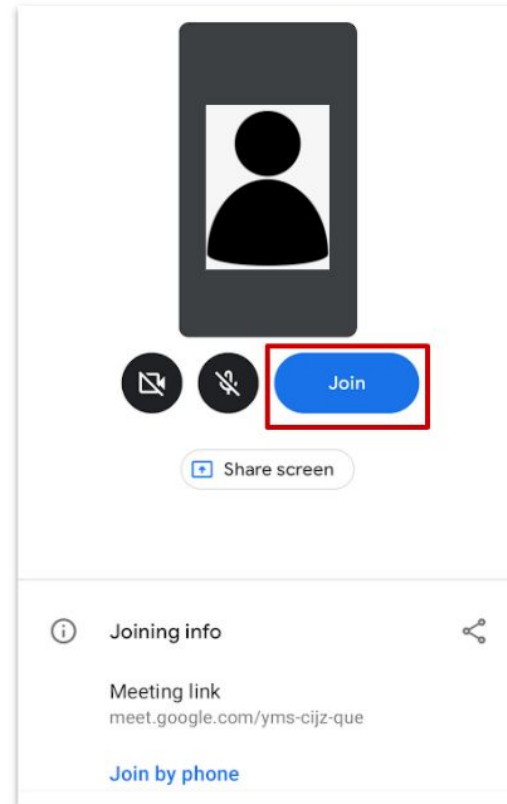


meet.google.com/bsi-uafa-jkd

Dial-in: (US) +1 615-787-8395 PIN: 459 260 003# [More numbers](#)


You will be brought to the Google Meet App

6. Click “join”



Enter the group visit

7. Adjust camera on/off
8. Adjust microphone on/off



Leave
visit Camera
on/off Mic.
on/off