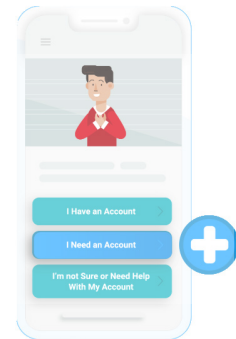


# How to Register for RxLocal Mobile App

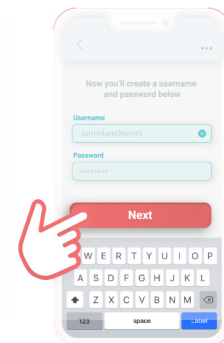
## 1. Select “I Need an Account”

After downloading the RxLocal app, open the app and press the “I Need an Account” button. Read and agree to the Terms of Service.



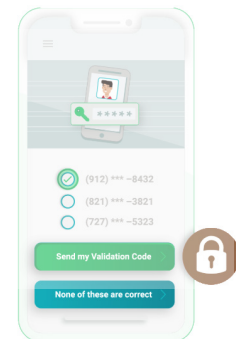
## 2. Enter Personal Information

Provide your name, date of birth, phone number, and email address in the appropriate fields. The information you provide must match the information that your pharmacy has on file.



## 3. Validation

Select the cell phone number that you would like your validation code to be sent to, and enter it when prompted.



## 4. Create Username and Password

Create a username and password when prompted. Your password must be at least 9 characters and include an uppercase letter, lowercase letter, and non-letter character.

**Start using RxLocal!**

